




**SPICER®**

*Drivetrain Systems*

# Planetary Rigid Axle

## Spicer® 192

With Integrated Gearbox



# Spicer® 192

## Planetary Rigid Axle with integrated Gearbox

The Spicer® 192 planetary rigid axle with integrated gearbox is designed for small- and medium-sized single drum rollers that enables original-equipment manufacturers to reduce the package size of motors, pumps, and other hydraulic components.

The Spicer® 192 planetary rigid axle with integrated gearbox and Brevini® SH Series variable displacement hydraulic motors facilitates the use of an axle with a high reduction ratio, which increases the power available to the rest of the system and allows manufacturers to use more compact hydraulic components while maintaining optimal performance.

### SPICER® 192 AXLE: FEATURES

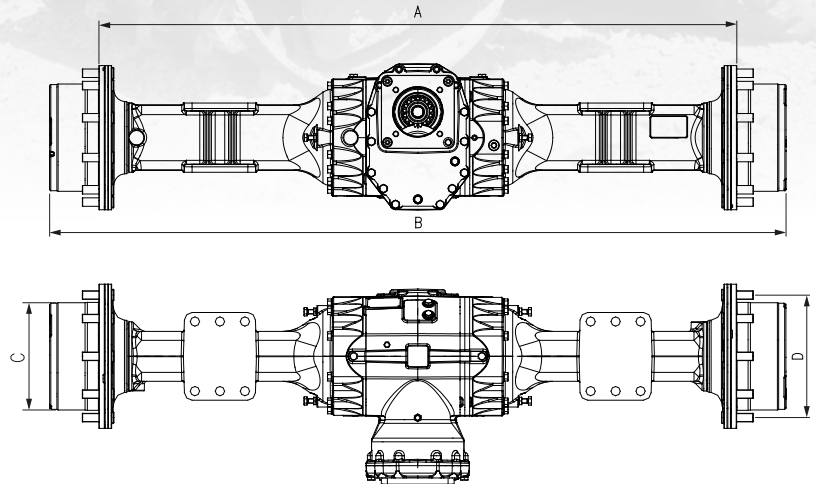
Installation Dimensions [mm]	
A - Flange to flange	1660
B - Planetary Hub Length	1916
C - Wheel Pilot Diameter	280
D - Wheel Bolt Circle Diameter	335

Technical data	
Dropbox Ratios	1:2,12
Planetary Reduction Ratio	1:6.000
Bevel Set Ratio	1:7.167
Maximum Output Torque (daNm)	3500
Load Capacity (daN); Static	16.000
Load Capacity (daN); Dynamic	8.000

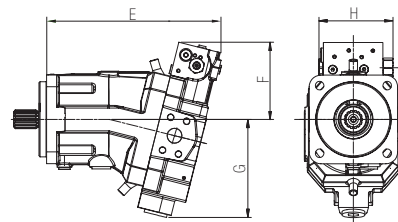
Design Features	
Axle Mounting	Rigid mounting on axle housing
Input Flange Option	Hydrostatic motor
Service Brake	None
SAHR Brake	Internal
Differential Options	no spin, limited slip 45%



### BREVINI® SH7V 055 AXIAL PISTON MOTOR: FEATURES

Technical Data				
Displacement		$V_{g_{max}}$	cm <sup>3</sup> /giro	61
	Standard	$V_{g_{min}}$	cm <sup>3</sup> /giro	30
	Minimum possible	$V_{g_{min}}$	cm <sup>3</sup> /giro	12.2
	Optional	$V_{g_0}$	cm <sup>3</sup> /giro	0
Max pressure	Cont.	$p_{nom}$	bar	430
	Peak	$p_{max}$	bar	480
Max flow		$q_{max}$	l/min	271
Max speed at $V_{g_{max}}$ e $q_{max}$		$n_{max}$	rpm	4450
Max speed at $V_{g} < V_{g_{max}}$		$n_{max\ lim}$	rpm	7000
Max speed at $V_{g_0}$		$n_{max0\ lim}$	rpm	8350
Torque constant $V_{g_{max}}$		$T_k$	Nm/bar	0.97
Max power at $q_{max}$ e $p_{nom}$		$p_{max}$	kW	194
	Cont. ( $p_{nom}$ )	$T_{nom}$	Nm	418
Max torque at $V_{g_{max}}$	Peak ( $p_{max}$ )	$T_{max}$	Nm	466
Moment of inertia		J	kg·m <sup>2</sup>	0.005
Weight		m	kg	28
Drain flow		$q_d$	l/min	3

Dimensions				
Size [cc/rev.]	E [mm]	F [mm]	G [mm]	H [mm]
055	247.4	123.3	146.8	125.5



[dana.com/off-highway](http://dana.com/off-highway)



**SPICER®**

Drivetrain Systems

#### Application Policy

Capacity ratings, features, and specifications vary depending upon the model and type of service. Application approvals must be obtained from Dana; contact your representative for application approval. We reserve the right to change or modify our product specifications, configurations, or dimensions at any time without notice.